

Sherwin-Williams Suburban Modern Palette – Interiors

Archived Reference – Brochures for this palette now discontinued

Suburban Modern

{ 1950's }

YOUR FUTURE IS BRIGHT. With clear, cheerful colors the 1950's exhibited a new American outlook. The exuberance showed up on the walls as striking shades like Chartreuse and organic shapes like boomerangs. Whether you just feel nostalgia for those optimistic days, or you want to recreate the period in exacting detail, our Suburban palette provides the hues you desire.



Pinky Beige SW 0079



Appleblossom SW 0076



Holiday Turquoise SW 0075




Chartreuse SW 0073




Sunbeam Yellow SW 0078




Classic French Gray SW 0077




Pink Flamingo SW 0080



Radiant Lilac SW 0074



Porcelain SW 0053




Pearl Gray SW 0052

◇ For interior use only.
 P Maximum color results are achieved using the designated Color-Prime.[®]
 * Available only in ColorAccents.[®]

Samples approximate the actual point color.
 Some colors limited to select product lines.

possible palettes



WALL Sunbeam Yellow SW 0078
 TRIM Chartreuse SW 0073
 ACCENT Pink Flamingo SW 0080



WALL Radiant Lilac SW 0074
 TRIM Sunbeam Yellow SW 0078
 ACCENT Pearl Gray SW 0052



WALL Appleblossom SW 0076
 TRIM Holiday Turquoise SW 0075
 ACCENT Chartreuse SW 0073



WALL Holiday Turquoise SW 0075
 TRIM Sunbeam Yellow SW 0078
 ACCENT Chartreuse SW 0073

www.sherwin-williams.com
 1-800-4SHERWIN

©2001 The Sherwin-Williams Company
 657-2655
 CS 10/05



Important:
 These colors do not reproduce "true" on my computer screen. This is a reference document only so that you can get samples from SW. Be sure to test the colors on your own walls before investing money and time.

Sherwin-Williams Suburban Modern Palette – Exteriors

Archived Reference – Brochures for this palette now discontinued


SUBURBAN MODERN

1950's

IT WAS A WHOLE NEW OUTLOOK ON LIFE. *The war was over, and Americans were ready to settle down and enjoy the simplicity and prosperity victory had brought. Homes became smaller, more alike and more easily produced. And the brighter, sunnier colors they painted them in reflected a newfound optimism. Whether you're nostalgic for the 50s style, or are refurbishing in exact detail, our Preservation Palette® has the colors you need.*



Peace Yellow
SW 2857



Harvest Gold
SW 2858 P1



Beige
SW 2859



Sage
SW 2860



New Colonial Yellow
SW 2853 P1



Caribbean Coral
SW 2854



Sycamore Tan
SW 2855



Fairfax Brown
SW 2856



Avocado
SW 2861



Burma Jade
SW 2862



Powder Blue
SW 2863



Stratford Blue
SW 2864 P1



Plymouth Green
SW 2852



Sage Green Light
SW 2851



Chelsea Gray
SW 2850



Westchester Gray
SW 2849


Important:
These colors do not reproduce "true" on my computer screen – and likely, they don't on yours, either. This is a reference document only so that you can get samples from SW. Be sure to test the colors on your own walls before investing money and time.

Sherwin-Williams Suburban Modern Palette – Exteriors

Archived Reference – Brochures for this palette now discontinued

2nd page of Exteriors brochure: possible color combos

possible palettes



BODY Harvest Gold SW 2858
TRIM Avocado SW 2861
ACCENT Super White SW 6995

BODY Westchester Gray SW 2849
TRIM Chelsea Gray SW 2850
ACCENT Stratford Blue SW 2864



BODY Stratford Blue SW 2864
TRIM Super White SW 6995
ACCENT Plymouth Green SW 2852

BODY Peace Yellow SW 2857
TRIM Caribbean Coral SW 2854
ACCENT Sycamore Tan SW 2855



BODY Caribbean Coral SW 2854
TRIM New Colonial Yellow SW 2853
ACCENT Fairfax Brown SW 2856

BODY Burma Jade SW 2862
TRIM Super White SW 6995
ACCENT Beige SW 2859



BODY Sycamore Tan SW 2855
TRIM Sage Green Light SW 2851
ACCENT Powder Blue SW 2863

p Optimum color results are achieved using the designated Color-Prime.[®]

Samples approximate the actual paint color.

Some colors limited to select product lines.

Important:
These colors do not reproduce "true" on my computer screen – and likely, they don't on yours, either. This is a reference document only so that you can get samples from SW. Be sure to test the colors on your own walls before investing money and time.