



Ingenuity. It's in everything we do.



**Fine
Hardwood
Panels**



States' Fine Hardwood Panels

Ambassador

Coastline

Stateline

Beaded

Liteline

*D*istinctive Panel Choices...

...*Grain
Pattern*



...*Rich Color*



...*Traditional,
Formal,
or
casual and
comfortable*



Ambassador

No panel creates an elegant ambience quite like Ambassador, our top grade series available in Cherry, Oak and Pecan finishes in an Orangeburg groove pattern. Each of these traditional finishes is beautifully enhanced by decorator accents such as brass, textiles, plants, lights, pottery and fabrics. Style and color provide the skeleton that furnishings, lighting and accents flesh out.

The livingroom pictured below is finished in the ever popular Spanish Pecan. The appropriateness of any given style is a highly personal matter. We have attempted to illustrate that natural wood wall panels from States Industries offer you the style, color and pattern necessary to achieve attractive and durable decor for your home, whatever format you select.



*When it
comes to
decorating...*



*Wall
paneling
isn't just
part of
the
picture...*



*...it's the
canvas*



Coastline

Next to room size and lighting, accents are the most important decorating consideration. Coastline panels in heavy 3/8" Oak or Fir are not only beautiful, but ideal for applications where additional durability and resilience are required. Coastline panels come with either a rough sawn texture for a rustic or "lodge" look, or a polished, more sophisticated finish.

The Cape Blanco Oak used in the Southwest-style bedroom above illustrates the mood creating capability of this series. Whether you prefer the soft, cool, and very personal sanctuary feeling this room exudes, or a much different mood, this series, in Oak or Fir, and a variety of colors and patterns, allows you to express your own personal taste.

Basics First....



*Decor
should
begin with
what's
permanent*



*...the floor,
the walls.*

Stateline

Comfortable. Liveable. Dramatic. Stateline panels are the heart of our traditional paneling line. All of these panels are 1/4" thick and most feature a random plank or "Orangeburg" groove pattern in colors ranging from mid tone browns to creamy yellows. If you like a sensuous, high touch environment, these textured surfaces may be just right for you.

Natural wood is one of the most versatile decorating materials available. It has a humanizing influence, making interiors comfortable. Because they work well with a wide variety of other furnishings, natural materials serve to unify a room's decor, eliminating the need to replace furnishings that may otherwise clash; a mediating influence of economic significance.



*The warmth
and beauty
of natural
hardwoods...*



...Comfort



...High Touch



...Rich Color

*...Textured
Surfaces*



*...Natural
Veneers*



Beaded

Versatility is one reason why Beaded series panels are our most popular. They work nicely in kitchens as well as living rooms and dens and have many commercial applications as well. They come in both 5/32" and 1/4" with a raised rib, or bead, which repeats on either 1-1/2" or 3" centers. The beaded pattern is ideal for use in Victorian or Country decor, especially as wainscot.

In the room pictured above midtone Beaded Victorian lends itself to a warm and inviting yet formal living room. Used in a children's playroom, the tough finish can absorb years of punishment and still retain its character. Like all States Industry panels, Beaded just gets better with age. Stains or marks are easily removed with any good household detergent.

States
hardwood
panels...



...Durable



...Beautiful



...Resilient



Beaded Unfinished

Unfinished versions in both low and middle price ranges allow the consumer to paint or stain to match existing woodwork. This option allows for control of the ambient effects of both natural and artificial lighting. Many decorators consider lighting the single most critical element in any interior design, and yet it is often entirely overlooked by the nonprofessional.

Notice how beaded panels have been used in the kitchen below, its ceiling flooded with both natural sunlight and cool fluorescent light, to create a cool, clean, contemporary look. Similar treatment can lend a perfect blend of austerity and charm to an industrial setting. Control natural light to optimize its effect with a variety of window treatments: blinds, shades, shutters, drapes and mirrors.



*Natural
wood...*

...Tough



...Rustic



...Versatile



Liteline

The rustic charm and comfort of "lodge decor" is captured perfectly in our Liteline series of panels. Ideally suited for a mountain cabin, a camp house by the lake, or a suburban bonus room. Liteline panels of Birch or Oak are beautiful, durable and economically priced. Liteline panels are 5/32" thick and intended to

be installed over gypsum or plaster. Natural grain and knot textures combine with rich color tones to create an ambience of warmth and security. Incandescent lighting and the lush greenery of houseplants are perfect compliments. Liteline Aromatic Cedar is often used to line closets and chests.

Installation Tips

Detailed installation instructions are available from your panel supplier. The following tips are specific to natural wood panels and should be observed in addition to general installation instructions.

All States Industries paneling is made from natural wood veneers. States exclusively features NOVA®ultraviolet cured topcoats which are impervious to household stains and solvents. States Industries paneling is made in America by American craftsmen.

Prearrange Your Panels

States Industries' panels are made with natural wood veneers. Each panel is a distinctive blend of color and grain variations. Prior to installation, you should stand the panels upright around the room to achieve the most pleasing effect. Note that there is a top and bottom to each panel. Once you have determined placement, number the panels to avoid confusion.

Acclimate New Panels

Panels should be stored in the room they will be installed in, at normal temperature for a period of 24 hours. Separate the panels with a spacer to allow air to circulate around them. This procedure allows the wood to adjust to the humidity and temperature, and prevents any shrinkage or expansion after installation.

Allow Adequate Clearance


There is a tendency to fit panels as tightly as possible. While this is understandable, it is not a good practice. Butt panels snugly along their sides, but allow a minimum of 1/8" space at the top and bottom. This space will be covered by moulding, and will not be visible. Spacing allows the panel, as well as the wall it mounts, to expand and contract with changes in temperature and humidity.

SERIES	FACE SPECIE	NAME	GROOVE TYPE	GROOVE PATTERN
LITELINE 5/32"	BIRCH	Butterwood	1/8"	Orangeburg
		Ranchwood	1/8"	Orangeburg
		Sagamore	1/8"	Orangeburg
		Signature	1/8"	Orangeburg
	CEDAR	Aromatic	None	None
		Legacy	1/8"	Orangeburg
STATELINE 1/4"	BIRCH	Minnesota	1/8"	Orangeburg
		Wisconsin	1/8"	Orangeburg
		New York	1/8"	Orangeburg
	CEDAR	Aromatic	None	None
		Rustic	None	None
	OAK	Heritage	1/8"	Orangeburg
		Chapel	1/8"	Orangeburg
		Connecticut	1/8"	Orangeburg
COASTLINE 3/8"	FIR	Liberty	1/16"	4" On Center
		Peg & Plank, Gray	3/8"	Orangeburg
		Siletz	3/8"	Orangeburg
		Snow White	3/8"	Mark V
	OAK	Arctic White	3/8"	Mark V
		Natural	3/8"	Mark V
		Newport	3/8"	8" On Center
		Westport	3/8"	8" On Center
BEADED 5/32"	BIRCH	Cape Blanco	3/8"	8" On Center
		Finished	Beaded	1 1/2" On Center
		Duchess	Beaded	3" On Center
	MAPLE	Finished	Beaded	1 1/2" On Center
		Unfinished	Beaded	1 1/2" On Center
		Empress Finished	Beaded	3" On Center
BEADED 1/4"	PINE	Empress Unfinished	Beaded	3" On Center
		Victoria Finished	Beaded	1 1/2" On Center
		Victoria Unfinished	Beaded	1 1/2" On Center
	KAUDAMU	Designer White	Beaded	1 1/2" On Center
		Designer Oyster	Beaded	1 1/2" On Center
		Oxwood	Beaded	1 1/2" On Center
		Stamford Finished	Beaded	1 1/2" On Center
		Stamford Unfinished	Beaded	1 1/2" On Center
	OAK	Paint Grade	Beaded	1 1/2" On Center
		Raw	Beaded	1 1/2" On Center
	OBECH	Primed	Beaded	1 1/2" On Center
		Raw	Beaded	3" On Center
		Primed	Beaded	3" On Center
		Raw	Beaded	3" On Center
AMBASSADOR 1/4"	CHERRY	American Cherry	1/4"	Orangeburg
	OAK	English Oak	1/4"	Orangeburg
	PECAN	Spanish Pecan	1/4"	Orangeburg

Liteline




Stateline



Coastline



Peg & Plank Gray




Siletz Fir



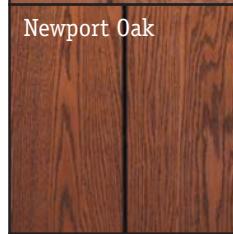
Snow White Fir




Arctic White



Natural Oak



Newport Oak



Westport Oak



Cape Blanco Oak

Paneling comes in 4-foot widths and most of the time it takes one panel to cover 4 lineal feet unless the room has some exceptionally large windows or sliding glass doors. Measure the lengths of the walls you intend to panel and divide the total lineal feet by 4 and this will be the number of panels you will need to complete your project.

For installation the basic tools that you will need are a hammer, nail set, measuring tape, straight edge, string with a weight or a level, crosscut saw, and a drill.

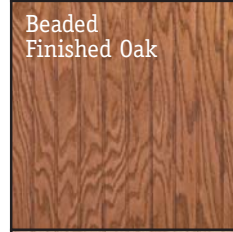
Beaded



Finished Birch



Duchess Maple



Beaded Finished Oak



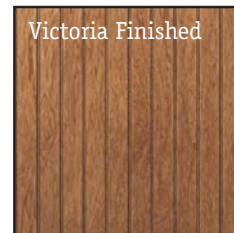
Beaded Unfinished Oak



Finished Empress Pine



Unfinished Empress Pine




Victoria Finished



Victoria Unfinished



Designer White



Designer Oyster




Oxwood



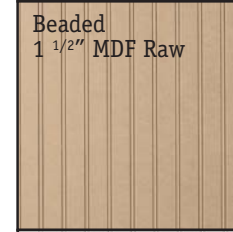
Stamford Finished Oak



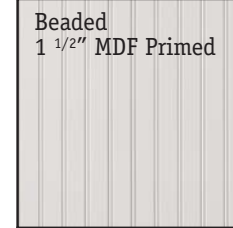
Stamford Unfinished Oak



Paint grade



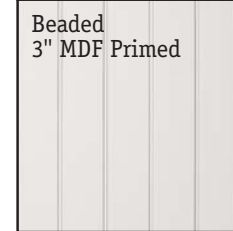
Beaded 1 1/2" MDF Raw



Beaded 1 1/2" MDF Primed



Beaded 3" MDF Raw



Beaded 3" MDF Primed

Ambassador



American Cherry



English Oak



Spanish Pecan

All States Industries paneling is made from natural wood veneers. States exclusively features NOVA® ultraviolet cured topcoats which are impervious to household stains and solvents. States Industries paneling is made in America by American craftsmen.



Ingenuity. It's in everything we do.

29545 Enid Road East PO Box 7037 Eugene, Oregon 97401 1 800 626-1981
www.Statesind.com